

THE SETA HEAD START MISSION



SETA Head Start's mission is to improve the lives of low-income children by providing quality comprehensive child development services that are family focused, including education, health, nutrition and mental health.



SACRAMENTO EMPLOYMENT AND TRAINING AGENCY
925 DEL PASO BLVD.
SACRAMENTO, CA 95815
916-263-3804
HEADSTART.SETA.NET

GOVERNING BOARD MEMBERS

Councilmember Jay Schenirer
City of Sacramento
Chair

Supervisor Patrick Kennedy
County of Sacramento
Vice-Chair

Supervisor Don Nottoli
County of Sacramento

Councilmember Larry Carr
City of Sacramento

Sophia Scherman
Public Representative

Terri McMillin
Parent Advisory Committee (PAC) Chair


Kenneth Tate
Policy Council (PC) Chair

DELEGATE AGENCIES/PARTNERS

Elk Grove Unified School District
Sacramento City Unified School District
San Juan Unified School District
Twin Rivers Unified School District
Women's Civic Improvement Club
Sacramento County Office of Education
River Oak Center for Children
Kinder World Inc.

Kathy Kossick
Executive Director

Denise T. Lee
Deputy Director



ANNUAL REPORT 2016/2017




2016-17 SETA HEAD START BUDGET AND FACTS

2016-2017 End of Year Expenditures

	HS	EHS	EHS-CCP	Other Funding
SETA (W/PARTNERS)	\$24,292,581	\$4,683,796	\$699,646	\$4,632,383
ELK GROVE	\$3,164,400			\$4,603,620
SAC CITY	\$8,790,917	\$1,591,323	\$736,904	\$9,135,169
SAN JUAN	\$4,874,685	\$1,772,836		\$6,241,804
TWIN RIVERS	\$1,701,172			\$4,988,176
WCIC	\$861,976			
TOTAL	\$43,685,731	\$8,047,955	\$1,436,550	\$29,601,152

Head Start/Early Head Start had no financial or compliance audit findings in the June 30, 2017 audit report.



2016-2017 IN-KIND Summary

	HS	EHS	EHS-CCP
SETA (W/PARTNERS)	\$5,558,310	\$1,556,987	\$824,845
ELK GROVE	\$1,130,420		
SAC CITY	\$2,901,096	\$337,986	\$238,720
SAN JUAN	\$918,443	\$769,618	
TWIN RIVERS	\$404,756		
WCIC	\$394,347		
TOTAL	\$11,307,372	\$2,664,591	\$1,063,565

2017-2018 Projected Budget

	HS	EHS	EHS-CCP
SETA (W/PARTNERS)	\$24,941,531	\$5,375,920	\$810,923
ELK GROVE	\$3,222,386		
SAC CITY	\$8,676,626	\$1,809,920	\$737,226
SAN JUAN	\$5,208,458	\$1,790,255	
TWIN RIVERS	\$1,733,625	\$360,558	
WCIC	\$1,008,090		
TOTAL	\$44,790,716	\$9,336,653	\$1,548,149

2016-17 Volunteer Hours

Classroom Volunteer	7,390 hrs
Parent Food Aides	4,270 hrs
School Readiness Aides	1,488 hrs
PC/PAC	1,203 hrs
Family Literacy Program (FLIP)	65,803 hrs

Special Education

Children with special needs

PRESCHOOL	12%
INFANT/TODDLER	13%

Degreed Educators

TOTAL	394
AA DEGREE	144
BA DEGREE OR HIGHER	250

Enrollment

	FUNDED	ACTUAL
HEAD START	4,660	5,874
EARLY HEAD START	681	1,159
EHS CHILD CARE PARTNERSHIP	80	152

Represents a service level of 22% of the eligible children in Sacramento County.

Race/Ethnicity

Asian	9%
Black	32%
White	37%
Other	22%
Hispanic	42%
Non-Hispanic	58%

Head Start/Early Head Start Languages

English	66%
Spanish	20%
East Asian	5%
Other	9%

Health

	HEAD START	EARLY HEAD START
Medical Screenings	4,945 89%	710 54%
Well Child Checks		956 82%
Dental Screenings	4,961 89%	758 76%
Immunizations	5,647 96%	

Desired Results Developmental Profile (DRDP)

In response to the data collected through DRDP child assessment, CLASS observations and the Agency Self-Assessment, the SETA team began efforts to strengthen the process to create stronger links between DRDP data and curriculum implementation. The Creative Curriculum is based on sound Early Childhood Education theory and research and is set up to act “like an architect’s blueprint” to build the program.



The goal was to develop strategies that would support teachers consistent use of this tool as it was intended; to fidelity.


In addition, teachers were trained on how to more effectively track individualized goals and classroom goals and how to implement these goals into more effective lesson planning. These strategies promoted more intentional teaching across the 5 essential domains of the Head Start Early Learning Framework. Elementary school bound children left the program with all domains scoring above a 6 which is an indication of being ready for kindergarten. With targeted approaches, the learning areas with the largest percentage of growth were Social Emotional with a 23.3% increase and Science with a 22.8% increase.

DEVELOPMENTAL DOMAIN	FALL 2016			SPRING 2017		
	19-36 months	3-4 years	4-5 years	19-36 months	3-4 years	4-5 years
Approaches to Learning	4.5	5.51	6.36	4.64	6.47	7.38
Social and Emotional Development	4.67	5.35	6.43	4.63	6.48	7.79
Language and Communication	4.70	5.44	6.51	4.69	6.48	7.86
Literacy	n/a	5.24	6.22	n/a	6.24	7.51
Mathematics	Cognition	5.27	6.28	Cognition	6.25	7.57
Scientific Reasoning	4.64	5.06	6.00	4.69	6.09	7.48
Perceptual, Motor and Physical Development	4.95	5.74	6.64	5.01	7.15	8.24

A score over 6 indicates expected developmental range for kindergarten bound children

Classroom Assessment Scoring System (CLASS)

In the 2016/17 program year, 203 classrooms in Sacramento County received CLASS observations from Teachstone™ certified observers. The CLASS tool has 10 dimensions of teacher-child interactions rated on a 7-point scale, from low-high. The 10 CLASS dimensions are organized into three domains: Emotional Support, Classroom Organization and Instructional Support.



	2016-2017 County Average	2015-2016 National Average
EMOTIONAL SUPPORT	5.91	6.03
Positive Climate	6.08	5.97
Negative Climate	1.10	1.06
Teacher Sensitivity	6.0	5.86
Regard for Student Perspective	5.7	5.37
CLASSROOM ORGANIZATION	5.40	5.80
Behavioral Management	5.78	6.01
Productivity	5.72	6.12
Instructional Learning Format	4.71	5.25
INSTRUCTIONAL SUPPORT	2.89	2.88
Concept Development	2.74	2.44
Quality of Feedback	2.88	2.84
Language Modeling	3.05	3.35